

Cleaning and Maintaining of Granite in the Bathroom

Granite or similar natural stones (granulite, gneiss, quartzite) are very hard and robust but each stone's level of absorbency decides its sensitivity to staining. Though maintenance is easy, we recommend you regard the following advice to keep your natural stone bathroom beautiful for many years.

General Advice

Granite is generally acid-resistant (though in some cases stone is treated with resin, which may be sensitive), which simplifies maintenance. However, the term granite is also used for a wide variety of hard stones without this characteristic trait. Therefore always ensure the stone is in fact acid resistant before using bathroom cleaners and similar products. Splashes of water, creams, lotions, soap scum, etc. should be wiped off the surface to prevent calcium deposits.

Once calcification occurred, Lithofin MN Power-Clean in combination with a white pad can remove limescale deposits. Simply dilute the product 1:10 with water and use a white pad to ease the deposits from the surface. Rinse with clean water.

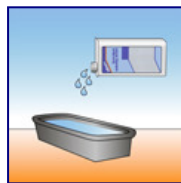
Protective Treatment

Generally we recommend treating your bathroom with Lithofin MN Stain-Stop. It prevents penetration of water, oil, and grease. The surface becomes easier to maintain and the new, fresh look remains for years.

Lithofin MN Stain-Stop is suitable for polished and honed surfaces. The appearance will not be changed, though the stone might become slightly darker. Application is simple:



Please note.



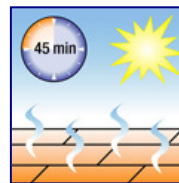
Pour product in a basin or bucket.



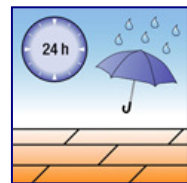
Evenly apply once or twice with a roller or an applicator.



Redistribute to avoid puddles and remove any excess product.



Allow to dry approx. 45 minutes.



Protect from water for 24 hours.

△ Important: Impregnators can only be used on completely dry surfaces. We recommend testing the product in an inconspicuous area prior use.

Repeat the treatment in heavy wear places once a year.
The active ingredients pose no health concerns once dry.

Regular Maintenance

Regularly wipe the surface with a moist cloth in order to achieve a well maintained surface appearance. Always add one squirt of Lithofin MN Wash & Clean or Lithofin EASY-CARE to the bucket of cleaning water to protect and maintain at once. Avoid leaching and strong degreasing cleaning products. Small surfaces like washstands should occasionally be touched up with Lithofin MN Polish Cream. The surface receives additional protection and sheen.

If you require advice or are in any way unsure about these instructions, please call our **Technical Support Line at (01962) 732126.**

■ **The Professional Solution**

△ This information should be considered to be informal and non-binding. The products must be used according to local conditions and materials. Instructions must be read carefully and followed closely. Where no previous experience is available, or in cases of doubt, test the product in an inconspicuous area. (GB5.09bs)

Agents for Great Britain:

CASDRON Enterprises Ltd. · Alresford, Hampshire SO24 9QF · Phone: (01962) 73 21 26 · Fax (01962) 73 53 73

Manufactured in Germany by: LITHOFIN AG · 73240 Wendlingen · e-mail: info@lithofin.de

www.lithofin.com