

# Cleaning - Protecting - Maintaining Granite honed, sawn, flamed -outdoors-

e.g. Balmoral, Bianco Cristallo, Juparana, Paradiso, Porphy, Rosa Sardo, etc.

The term granite is also used for other hard stones, such as gneis, gabbro, syenite, quartzite, etc. All these stones are very robust, their sensitivity to staining, however, differs widely. The correct treatment -from the beginning- is important for this natural material and guarantees the optimal appearance for many years.

## Overview of the 3 Steps *for more detailed instructions, please refer to Page 2*

**1**

### Initial cleaning of newly installed surfaces *used surfaces: Page 2*

Lithofin MN Builders' Clean removes cement residues and leaves a clean and clear surface.

**Please Note:**  
Always test the product in an inconspicuous area. Some stones may turn matt or change in colour. In this case, use Lithofin MN Power-Clean.



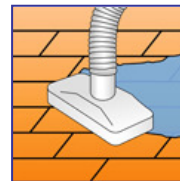
**Coverage:**  
1Ltr./30m<sup>2</sup>



Dilute products 1:10 with water.



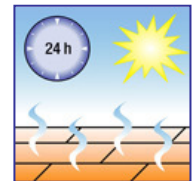
Distribute with a brush and scrub after approx. 5 minutes.



Remove the solution from the surface.



Rinse well with plenty of clear water.



Allow the surface to dry.

**Necessary equipment:** bucket, scrubbing brush, squeegee or wet-and-dry vacuum

**2a**

### Enhancing the appearance *initial cleaning of used surfaces: Page 2*

Lithofin MN Colour Intensifier renders the stone water repellent and enhances the natural colour.



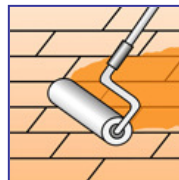
**Coverage:**  
1Ltr./10m<sup>2</sup>



Please note.



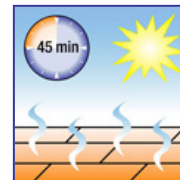
Pour product in a basin or bucket.



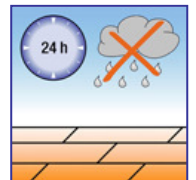
Evenly apply with a roller, brush or sponge.



Distribute or remove excess product, streaks and puddles.



Allow to dry. Do not walk on surface for approx. 45 minutes.



Protect from water for 24 hours.

**2b**



**Coverage:**  
1Ltr./8m<sup>2</sup>

### Protecting against stains -alternative to 2a-

Lithofin MN Stain-Stop -invisible- protects against oil and water and simplifies maintenance -ideal for areas where food is handled.

*initial cleaning of used surfaces: Page 2*  
Method as described in 2a.

**Necessary equipment:** bucket or basin, roller or brush, cloth

**3**

### Regular maintenance

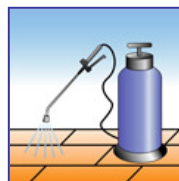
Lithofin MN Power-Clean for removing surface dirt as needed.



Dilute product 1:3 with water.



Scrub the floor and rinse with clear water once.



Spray with Lithofin ALGEX once per year to avoid algae growth.

**Necessary equipment:** bucket, scrubbing brush, mop.

**Please follow the detailed instructions on the product label.** *for additional information, please refer to Page 2*

## Newly installed surfaces

**Before grouting:** apply Lithofin MN Stain-Stop or Lithofin STAINSTOP >W< to the dry surface and edges before grouting. This treatment will simplify removing excess grouting material because the surface will be water repellent.

## 1 Cleaning and refurbishing used or extremely dirty surfaces

- ◆ Before treating used surfaces, the stone must be thoroughly cleaned. All deposits and care product residues must be removed from the surface and from the pores.
- Apply Lithofin MN Outdoor Cleaner with a sprayer and allow it to work for 15 minutes.  
In case of strong dirt deposits, allow the product to work overnight. For light dirt deposits only, use Lithofin MN Power-Clean.
- Scrub well with either a scrubbing brush or machine.
- Rinse well with clear water until all product residues are gone from the surface.
- ◆ Other, stubborn types of dirt: please refer to the table below.
- ◆ Allow the surface to dry for several days before applying the protective treatment.



## Other, stubborn types of dirt

|  |                             |
|--|-----------------------------|
| cement residues, builders' dirt, limescale | Lithofin MN Builders' Clean |
| tar, wax, varnish, paint                   | Lithofin WAX-OFF            |
| deeply engrained oil stains                | Lithofin OIL-EX             |
| slippery algae deposits                    | Lithofin ALGEX              |
| discolouration caused by plants            | Lithofin MN Outdoor Cleaner |

## 2 Additional information about protective treatments

- ◆ Protective treatments enhance the appearance and make natural stone less sensitive.
- ◆ This protective effect reduces staining and facilitates every-day maintenance.
- ◆ Lithofin MN Colour Intensifier enhances the stone's appearance by invigorating the natural colour structure. An invisible water repellent effect is reached with Lithofin SPLASH-STOP.
- ◆ Lithofin MN Stain-Stop provides optimal protection against water, oil and grease. Alternatively, the nearly odourless Lithofin STAINSTOP >W< can be used.
- ◆ Repeat the protective treatment after 1 to 2 years.

### Please Note:

- ◆ **Always test the product in an inconspicuous area.** Non-absorbent or wet surfaces cannot be treated.
- ◆ Use impregnators only on completely dry surfaces. Otherwise, the product will not be able to penetrate into the surface.
- ◆ Apply the product evenly. Do not allow streaks or puddles to dry.
- ◆ Carefully remove all excess product off the surface.
- ◆ Some types of stone may turn slightly darker after treatment with Lithofin MN Stain-Stop or Lithofin SPLASH-STOP.
- ◆ In case the stone is loosely laid in sand, treat the back side with Lithofin SPLASH-STOP or Lithofin MN Stain-Stop prior to laying. This will prevent discolouration caused by water pushing from below.

### Please Note:

- △ Please follow the detailed instructions on the label.
  - △ Hard stones are mostly resistant to acid. Some types (e.g. Blue Pearl, Bahia blue, Chinese granites, etc.) do, however, react by turning matt or discoloured. Always test in an inconspicuous area before using acidic cleaners.
  - △ When treating gabbros (Impala, Nero Assoluto, etc.) always apply the product thinly and very evenly because these stones are not very absorbent. Test on a spare tile prior to use.
- TIP:** Avoid leaching and strong degreasing products as well as products that build up layers. These products alter the appearance and make maintenance more difficult.

If you require advice or are in any way unsure about these instructions, please call our  
**Technical Support Line at (01962) 732126.**

■ **The Professional Solution**

△ This information should be considered to be informal and non-binding. The products must be used according to local conditions and materials. Instructions must be read carefully and followed closely. Where no previous experience is available, or in cases of doubt, test the product in an inconspicuous area. (GB5.09gps)

### Agents for Great Britain:

CASDRON Enterprises Ltd. · Alresford, Hampshire SO24 9QF · Phone: (01962) 73 21 26 · Fax (01962) 73 53 73

Manufactured in Germany by: LITHOFIN AG · 73240 Wendlingen · e-mail: info@lithofin.de

[www.lithofin.com](http://www.lithofin.com)