

Cleaning - Protecting - Maintaining Concrete Stone rough, blasted, washed -outdoors-

Concrete Stone (sometimes called artificial stone) is made by mixing concrete with pieces of stone. The type, colour and size of these decide the appearance of the finished product. Although this material is very robust, correct treatment is important because it helps avoid stains, simplifies maintenance and guarantees the longevity of the concrete stone.

Overview of the 3 Steps *for more detailed instructions, please refer to Page 2*

1

Initial cleaning of newly installed surfaces *used surfaces: Page 2*

Lithofin MN Builders' Clean removes cement residues and leaves a clean and clear surface.



Coverage:
1Ltr./50m²

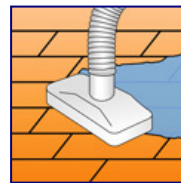
Please Note:
This treatment is only suitable for rough surfaces. Test product in an inconspicuous area prior to use, since the colour of concrete stone may be affected.



Dilute product 1:10 with water.



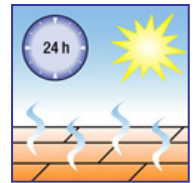
Distribute with a brush and scrub after approx. 5 minutes.



Remove the solution from the surface.



Rinse well with plenty of clear water.



Allow the surface to dry.

Necessary equipment: bucket, scrubbing brush, squeegee or wet-and-dry vacuum

2a

Enhancing the appearance *initial cleaning of used surfaces: Page 2*

Lithofin MN Colour Intensifier renders the stone water repellent and enhances the natural colour.



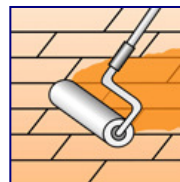
Coverage:
1Ltr./8m²



Please note.



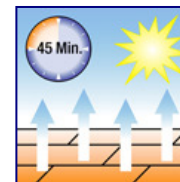
Pour product in a basin or bucket.



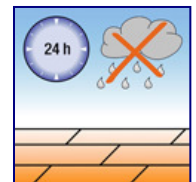
Apply with a roller or brush.



Evenly distribute or remove residues, streaks and puddles.



Allow to dry. Do not walk on surface for approx. 45 minutes.



Protect from water for 24 hours.

2b

Protecting against stains -alternative to 2a-

Lithofin MN Stain-Stop -invisible- protects against oil and water and simplifies maintenance -ideal areas where food is handled.



Coverage:
1Ltr./8m²

initial cleaning of used surfaces: Page 2
Method as described in 2a.

Necessary equipment: bucket or basin, roller or brush, cloth

3

Regular maintenance

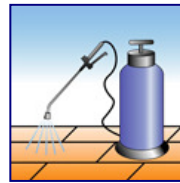
Lithofin MN Power-Clean for removing surface dirt as needed.



Dilute product 1:3 with water.



Scrub the floor and rinse with clear water once.



Spray with Lithofin ALGEX once per year to avoid algae growth.

Necessary equipment: bucket, scrubbing brush, mop.

Please follow the detailed instructions on the product label. *for additional information, please refer to Page 2*

1 Cleaning and refurbishing used or extremely dirty surfaces

- ◆ Before treating used surfaces, the stone must be thoroughly cleaned. All deposits and care product residues must be removed from the surface and from the pores.
- Apply Lithofin MN Outdoor Cleaner with a sprayer and allow it to work for 15 minutes.
In case of strong dirt deposits, allow the product to work overnight. For light dirt deposits only, use Lithofin MN Power-Clean.
- Scrub well with either a scrubbing brush or machine.
- Rinse well with clear water until all product residues are gone from the surface.
- ◆ Other, stubborn types of dirt: please refer to the table below.
- ◆ Allow the surface to dry for several days before applying the protective treatment.



Other, stubborn types of dirt

cement residues, builders' dirt, limescale, rust	Lithofin MN Builders' Clean (with caution)
tar, wax, varnish, paint	Lithofin WAX-OFF
deeply engrained oil stains	Lithofin OIL-EX
slippery algae deposits	Lithofin ALGEX
discolouration caused by plants	Lithofin MN Outdoor Cleaner

2 Additional information about protective treatments

- ◆ Protective treatments enhance the appearance and make stone less sensitive.
- ◆ The protective effect prevents staining or at least simplifies removing stains.
- ◆ The surface becomes easier to maintain and stays beautiful for many years.
- ◆ Lithofin MN Colour Intensifier enhances the stone's appearance by invigorating the colour structure.
An invisible water repellent effect is reached with Lithofin SPLASH-STOP.
- ◆ Lithofin MN Stain-Stop provides optimal protection against water, oil and grease.
Alternatively, the nearly odourless Lithofin STAINSTOP >W< can be used.
- ◆ Repeat the protective treatment after 1 to 2 years.

Please Note:

- ◆ **Always test the product in an inconspicuous area.** Non-absorbent or wet surfaces cannot be treated.
- ◆ Use impregnators only on completely dry surfaces. Otherwise, the product will not be able to penetrate into the surface.
- ◆ Apply the product evenly. Do not allow streaks or puddles to dry.
- ◆ Carefully remove any excess product off the surface.
- ◆ Some types of stone may turn slightly darker after treatment with Lithofin MN Stain-Stop or Lithofin SPLASH-STOP.

Please Note:

- △ Please follow the detailed instructions on the label.
- △ Concrete Stone is attacked by acidic substances such as cement residue removers, stone cleaners, etc.
A onetime diluted application as recommended here is generally possible, continued use will lead to irreparable damages.
- △ Avoid using pressure washers, since they may roughen up the surface and make it increasingly difficult to clean.
- △ Substances such as vinegar, lemon, ketchup, wine, etc. may cause spots.
White calcium efflorescence may appear. These spots will disappear with time, in stubborn cases use Lithofin MN Builders' Clean.

TIP: Avoid leaching and strong degreasing products as well as products that build up layers. These products alter the appearance and make maintenance more difficult.

If you require advice or are in any way unsure about these instructions, please call our
Technical Support Line at (01962) 732126.

■ **The Professional Solution**

△ This information should be considered to be informal and non-binding. The products must be used according to local conditions and materials.
Instructions must be read carefully and followed closely. Where no previous experience is available, or in cases of doubt, test the product in an inconspicuous area.
(GB2.09gps)

Agents for Great Britain:

CASDRON Enterprises Ltd. · Alresford, Hampshire SO24 9QF · Phone: (01962) 73 21 26 · Fax (01962) 73 53 73

Manufactured in Germany by: LITHOFIN AG · 73240 Wendlingen · e-mail: info@lithofin.de

www.lithofin.com