


Cleaning - Protecting - Maintaining for **Quartz Composite** -Kitchen Worktops

The following is a recommendation for resin-bound artificial stones (so-called composites). These artificial stones are made of natural raw materials such as quartz, granite or marble, which are bound with premium synthetic materials. The slabs stand out because they have a low level of water absorbency, are long-lasting and easy to maintain. Though with all materials, the proper treatment is important from the beginning.

Overview of the 3 Steps *for more detailed instructions, please refer to Page 2*


1 Initial cleaning of newly installed surfaces *used surfaces: Page 2*

1




Coverage:
1Ltr./10m²

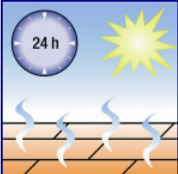
Lithofin MN Power-Clean -acid free- removes greasy general dirt and much more



Distribute a squirt of Lithofin MN Power-Clean on the wet surface and scrub.



Rinse well with water to remove all product residues.




Allow to dry. Do not wet the surface for 24 hours.

Necessary equipment: white pad or sponge


2 Protecting against stains

2




Coverage:
1Ltr./20m²


Lithofin MN Protector protects against stains and simplifies maintenance




Please note.



Evenly apply with a brush or pad and let soak 10 min.



Distribute residues with a cloth.




Let dry approx. 2 hrs and protect from water for 24 hrs.

Necessary equipment: basin or bucket, roller, brush, cloth


3 Regular maintenance *additional maintenance tips: Page 2*

3




Coverage:
500ml

Lithofin MN Easy-Clean -used regularly- cleans and provides additional protection.



Spray the surface then wipe with a moist cloth.



Remove loose dirt with moist sponge or cloth

Necessary equipment: cleaning cloth

53b-GB11.08bs

All products recommended in this method statement pose no health concerns once dry. The products have been tested by independent institutes. Used correctly, the products do not leave any hazardous substances on the surface.

Please follow the detailed instructions on the product label. *for additional information, please refer to Page 2*

1 Cleaning and refurbishing used surfaces

- ◆ Treating used kitchen counters requires a thorough cleaning. All dirt deposits and care product residues must be removed from the surface of the stone.
- ➔ Lithofin MN Power-Clean should be diluted, depending on the type of dirt, up to 1:2 with water and applied with a brush or sponge. Allow to work for 5 to 10 minutes.
- ➔ Scrub well and wait another 5 minutes.
- ➔ Add water while scrubbing and remove from the surface.
- ➔ Rinse with clear water until all product residues are removed.
- ◆ Allow to dry for approx. 1-2 hrs before applying a protective treatment.

2 Additional information about protective treatments against staining

- ◆ Impregnators render the surface water and oil resistant, this prevents staining.
- ◆ Through the impregnation with Lithofin MN Protector, the surface becomes noticeably colour intensified and shinier.
- ◆ The surface becomes easier to maintain and maintains its appearance for many years.
The active ingredients pose no health hazard once dry. (Certified by LGA, Nürnberg).
- ◆ We recommend to repeat the impregnation once a year to keep the optimal protection at all times.

Please Note:

- ◆ **Always test the product in an inconspicuous area.** Non absorbent or wet surfaces cannot be treated.
- ◆ Use impregnators only on completely dry surfaces. Otherwise, the product will not be able to penetrate into the surface. Used surfaces should first be cleaned with Lithofin MN Power-Clean.
- ◆ Remove excess product within 15 min.
- ◆ Impregnators do not protect against acid.

Please Note:

- △ Please follow the detailed instructions on the product label.
- △ Artificial stones containing marble or limestone elements are not resistant to acidic substances such as vinegar, lemon juice, ketchup, wine, etc.
- △ Do not use scratching or abrasive materials on artificial stones to avoid scratches and dull spots.

TIP: Avoid using leaching and degreasing cleaning products as well as layer forming products. These products negatively affect the appearance and make maintenance more difficult.

If you require advice or are in any way unsure about these instructions, please call our
Technical Support Line at (01962) 732126.

■ **The Professional Solution**

△ This information should be considered to be informal and non-binding. The products must be used according to local conditions and materials. Instructions must be read carefully and followed closely. Where no previous experience is available, or in cases of doubt, test the product in an inconspicuous area. (GB11.08bs)