


## Cleaning - Protecting - Maintaining Kitchen Work Tops – Natural Stone

Instructions for hard stones, e.g. granite, gabbro, gneiss, etc.

*All types of stone are used as kitchen counters. Hard stones, such as granite, gneiss and gabbro, with a polished finish are among the most popular. For other surfaces, such as limestone, please refer to the additional comments on page 2. Choosing the right treatment guarantees the long life of your natural stone kitchen counter.*

**Overview of the 3 Steps** *for more detailed instructions, please refer to Page 2*


1




**Coverage:**  
1Ltr./10m<sup>2</sup>

### Initial cleaning of newly installed surfaces used surfaces: Page 2

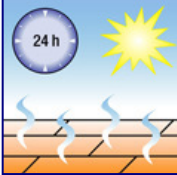
Lithofin MN Power-Clean -acid free- removes greasy and general dirt



Distribute a squirt of Lithofin MN Power-Clean on the wet surface and scrub.




Rinse well with water to remove all product residues.



Allow to dry. Do not wet the surface for 24 hours.

**Necessary equipment:** sponge


2




**Coverage:**  
1Ltr./12m<sup>2</sup>

### Protecting against stains initial cleaning of used surfaces: Page 2


Lithofin MN Stain-Stop -invisible- renders the surface water and oil repellent



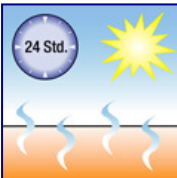
Please note.



Evenly apply with a cloth or a sponge.



Distribute puddles within 15 minutes, then remove residues completely.




Allow to dry.

Instead of Lithofin MN Stain-Stop, you can also use the solvent free Lithofin STAINSTOP >W<.


**Necessary equipment:** basin or bucket, roller, brush, cloth

3




### Regular maintenance additional maintenance tips: Page 2


Lithofin MN Easy-Clean -used regularly- cleans and provides additional protection.



Spray the surface then wipe with a moist cloth.



**Additional care**  
Lithofin MN Polish Cream enhances gloss and strengthens the protection effect.



Occasional polishing maintains the appearance.

**Necessary equipment:** cleaning cloth, polishing cloth

All products recommended in this method statement pose no health concerns once dry. The products have been tested by independent institutes. Used correctly, the products do not leave any hazardous substances on the surface.

53-GB4.09ggs

**Please follow the detailed instructions on the product labels.** *for additional information, please refer to Page 2*

## 1 Cleaning and refurbishing used surfaces

- ◆ Treating used kitchen counters requires a thorough cleaning. All dirt deposits and care product residues must be removed from the pores of the stone.
- Lithofin MN Power-Clean is suitable for all types of stone. Dilute up to 1:3 with water and apply with a brush or sponge. Allow to work for 5 to 10 minutes.
- Scrub well and wait another 5 minutes.
- Add water while scrubbing and remove the solution from the surface.
- rinse twice with clear water to remove all product residues.
- ◆ Allow to dry for several days before applying a protective treatment.

### Other, stubborn types of dirt

oil, grease, etc.	Lithofin MN Power-Clean or Lithofin WEXA
deeply engrained oil stains	Lithofin OIL-EX
calcium deposits	Lithofin MN Power-Clean and white pad

## 2 Additional information about protective treatments

- ◆ Impregnators render the surface water and oil resistant.
- ◆ Staining is largely prevented or become easier to remove.
- ◆ The natural stone surface becomes easier to maintain and retains its appearance for many years.
- ◆ Lithofin MN Stain-Stop (solvent based) and Lithofin STAINSTOP >W< (water based) provide optimal protection without changing the appearance of the stone.
- ◆ Use Lithofin STAINSTOP >W< once per year to touch up the protective effect.
- ◆ The active ingredients pose no health hazard once dry.
- ◆ We recommend touching up the impregnator on a yearly basis.

### Please Note:

- ◆ **Always test the product in an inconspicuous area.** Non absorbent or wet surfaces cannot be treated.
- ◆ Use impregnators only on completely dry surfaces. Otherwise, the product will not be able to penetrate into the surface.
- ◆ Do not allow the product to dry on the surface. Carefully remove all excess. In case the product is starting to dry: rewet with Lithofin MN Stain-Stop or Lithofin STAINSTOP >W<.
- ◆ Some stones may become slightly darker. **Impregnators do not protect against acid.**

## 3 Additional care for more gloss



### Lithofin MN Polish Cream (for small surfaces)

Occasional polishing provides additional protection and gloss. Dull spots become less visible with time.

### Please Note:

- △ Please follow the detailed instructions on the label.
- △ Marble and limestone are not resistant to acidic substances such as vinegar, lemon juice, ketchup, wine, etc. Acidic substances should not come in contact with marble and limestone.
- △ Do not use scratching or abrasive materials on marble and limestone to avoid scratches and dull spots.
- △ Most hard stones are resistant to acid. Some types (e.g. Blue Pearl, Bahia blue, Chinese granite, etc.) react with discolouration or matting. Always test suitability before using an acidic product.
- △ When impregnating gabbros (e.g. Impala, Nero Assoluto, etc.) work sparingly and evenly because these stones have a very low porosity.

**TIP:** Avoid using leaching and degreasing cleaning products as well as products that form layers. These products negatively affect the appearance of the natural stone and make maintenance more difficult.

If you require advice or are in any way unsure about these instructions, please call our  
**Technical Support Line at (01962) 732126.**

■ **The Professional Solution**

△ This information should be considered to be informal and non-binding. The products must be used according to local conditions and materials. Instructions must be read carefully and followed closely. Where no previous experience is available, or in cases of doubt, test the product in an inconspicuous area. (GB4.09gps)

### Agents for Great Britain:

CASDRON Enterprises Ltd. · Alresford, Hampshire SO24 9QF · Phone: (01962) 73 21 26 · Fax (01962) 73 53 73

Manufactured in Germany by: LITHOFIN AG · 73240 Wendlingen · e-mail: info@lithofin.de

[www.lithofin.com](http://www.lithofin.com)