



## Ensure Your Beautiful, Seamless Tiled Flooring Lasts

### Benefits Of Using Micro Joint Infill


- Provides discreet stress protection required in heated floor installation
- Colour matched for maximum discretion
- Tough and easy to clean, easy to replace should the worst happen
- Cost effective



**Micro Joints that can be colour matched to the grout colour, the tile colour or the RAL Chart**



# Installation Instructions



Install tiles in your preferred pattern. Complete grout application leaving grout lines clear as required. Use the Primer / Sealant on all porous tiles.



Micro Joint Kit comprising of Part 1 Base, Part 2 Hardener, Cartridge assembly and protective gloves. Use the protective gloves provided.



Pour Micro Joint Part 2 into Part 1 and mix thoroughly until a consistent colour is reached.



Carefully pour the mixture into a cartridge. Place end cap into cartridge and after carefully trimming the threaded end of the cartridge apply the nozzle and snip the end to suit the width of your grout line.



Using gentle pressure, carefully apply the Micro Joint material into the open grout line. (You may find it convenient to apply masking tape to the sides of the grout line if unsure of accuracy). Ensure the Micro Joint material is filled level to the surrounding grout level. Check and top up if the level drops.



After application Micro Joint material will cure over a period of approximately 4 hours.

**Surplus material can be carefully removed before fully curing with a cloth or paper towel dampened with acetone, (nail varnish remover).**



# Micro Joints Infill - All You Need To Know


## How Micro Joints benefit your tiled flooring

Heated floors have become more effective and popular. Rigid hard floors must be protected from expansion and contraction. Tension and stress can be very damaging to the tiled surface. Micro Joint infills are an effective way of easing this situation. Traditional movement joints can be obtrusive and disruptive in the floor surface. Micro Joints easily replace the grout line between tiles as a perfect colour match.


- Effective stress relief for tile and natural stone on heated floors
- Unobtrusive and colour matched
- Combines with existing grout lines for a discreet appearance
- Can follow brick bond and opus pattern
- Micro Joint has an approximate 45 Shore A hardness rating when cured

Micro Joints must not be used as substitutes for structural movement joints.


The guide lines for this type of junction can be found within the British Standard 5383 and the Tile Associations various publications. Generally these joints comprise a central flexible section supported on both sides with metal profiles. They must be located directly in line with and over any pre-existing joints in the sub floor construction. If any such joints exist please consult our technical department before installing Micro Joints.



Tiled flooring layout




Micro Joints pathway



Avoid this!



- ◀ Left Opus Pattern
- ▶ Bottom left Heated Kitchen Floors
- ▶ Right Brick Bond
- ▲ Bottom right Large Living Areas
- ▼ Bottom Stylish Bathrooms



## Micro Joint Infill

EXCLUSIVE

CERAMIC

NATURAL STONE

PORCELAIN

Micro Joint maintains the smooth uninterrupted surface of your floor.

Matched accurately to the colour of your choice, Micro Joint effectively blends into your floor surface whilst providing the required stress relief Modern Heated floors require for a long lasting beautiful performance.

Micro Joint is stress relief from thermal movement in rigid tiled surfaces. It is not suitable for use as a structural movement joint. If in any doubt please consult your floor installer or call our own technical department. Site visits are available Free Of Charge if required.

FLOOR TILES

Dural will make up the Micro Joint kit for you based on your specification, all we need is:

- Width of grout line
- Depth of grout line
- Length of coverage in metres  
*(it is recommended to order extra 10 % incase of unwanted spills)*

Micro Joints that can be colour matched to the grout colour, the tile colour or the RAL Chart

